

UNIVERSAL TEMPERATURE TRANSMITTER WITH DISPLAY

SEM710

- SIMPLE CONFIGURATION VIA USB PORT
- ISOLATED PT100, THERMOCOUPLE INPUT
- DISPLAY TEMPERATURE in °C / °F or OUTPUT DRIVE in mA
- PUSH BUTTON USER TRIM
- (4 to 20) mA TWO WIRE OUTPUT
- HOUSING ABS PLASTIC OR STAINLESS STEEL



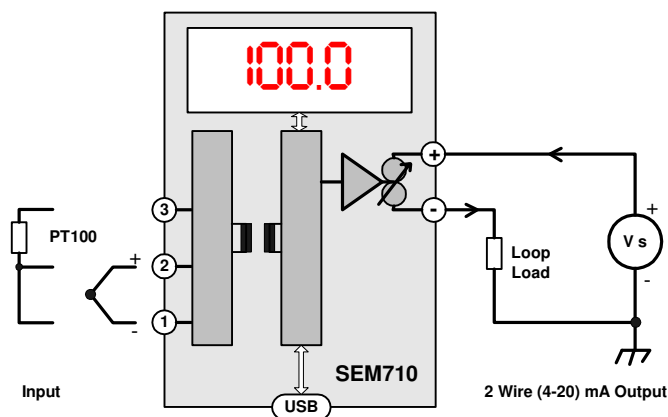
INTRODUCTION

The SEM710 is the first of a new generation head mounted temperature transmitter with display feature, from Status Instruments. It has been designed to accept most common temperature sensor inputs and provide the user with a standard two wire (4 to 20) mA output signal. Isolation is provided between input and output and all temperature ranges are linear to temperature. The addition of a display provides the user with instant information of the loop condition at the point of measurement. It comes in either our SCH4 ABS plastic connector head or our new SCH15 Stainless steel connector head.

Designed for ease of use, our latest USB interface is fitted for quick and easy configuration. Just connect a standard USB cable between the SEM710 and your PC. Using our free configuration software, your PC will automatically upload the existing configuration data and guide you through any changes you wish to make. To further help save time, the SEM710 does not need to be wired to a power supply during the configuration process, it is powered via the USB interface from your PC. The following parameters are configurable :-

INPUT TYPE	LOW RANGE	HIGH RANGE	UNITS	BURNOUT	USER TRIM	DISPLAY
PT100 Or T/C K, J, E, N, T, R, S	Input @ 4 mA	Input @ 20 mA	°F, °C	Up/Scale Down/Scale	On , Off	°C, °F, mA

The SEM710 is also provided with user push button trim, allowing trim adjustments at both 4 mA and 20 mA. The user trim function can be locked during configuration if not required. The display will flag error message for sensor failure, also the display will flash under or over range alternatively with actual Input reading, when the temperature exceeds the set range.



UNIVERSAL DIN RAIL TRANSMITTER

SPECIFICATION @ 20 °C

INPUTS

INPUT	RANGE	ACCURACY (Note 1)	STABILITY (Note 6)	O/C	CJ (Note 3)	Sensor excitation (Note 4)	IMPEDANCE
K	(-200 to 1370) °C	0.1 % of FSR ±0.5 °C (type T 0.2 % FSR. ± 0.5 °C)	± 0.01 % of FSR / °C	Yes	Yes	-	1 MΩ (Note 5)
J	(-100 to 1200) °C						
E	(-100 to 1000) °C						
N	(-180 to 1300) °C						
T	(-100 to 400) °C						
R	(-10 to 1760) °C	± 0.5 °C ±0.1 % of FSR (Note 2)	± 0.005 % of FSR / °C				
S	(-10 to 1760) °C	± 0.5 °C ±0.1 % of FSR (Note 2)					
P	(-200 to 850) °C	± 0.1 °C / ±0.05 % of rdg			No	<450 uA	

Key Rdg = Reading ; FSR = Full Scale Range ; O/C = programmable open circuit sensor detect; CJ = Cold junction error

Notes

1. Accuracy for PT100 and T/C do not include sensor and cold junction errors.
2. Only over the range (800 to 1600) °C
3. Cold junction range (-20 to 70) °C, Accuracy ± 0.5 °C , Tracking ± 0.05 °C
4. PT100 input Maximum lead resistance 20 R, Lead effect 0.015 °C / Ω.
5. Impedance – not including 0.2 uA open circuit detect bias current effect.
6. Ambient (-10 to 50) °C

OUTPUT

Type

Two wire current sink; signal range (4 to 20) mA; full range (3.8 to 24) mA

Supply

(15 to 30) V dc , 24 V nominal giving Max loop load of 450 R @ 24 V

Response time

< 500 ms to reach 95 % of final value ; Start up time < 3 s

Calibration Accuracy

± 5 uA

Loop Effects

Loop ripple 0.03 % of FSR; Supply sensitivity 0.05 uA / °C ; supply ripple rejection < ± 5 uA error @ 1 V rms 50 Hz ripple

Protection

Reverse connection and over-voltage protection. Max over voltage current 100 mA.

User Trim

Raise and lower buttons, active for offset when output is between (3.8 to 6) mA, Span between (18 to 22) mA. Trim lock option.

Stability

± 5 uA / °C.

GENERAL

Isolation

Input to output tested at 500 V dc.

Ambient

operating (-40 to 85) °C (10 to 95) % RH non condensing. Storage (-40 to 85) °C

Approvals

CE tested to BS EN 61326

Protection

IP67 when used with SCH4 head

Display

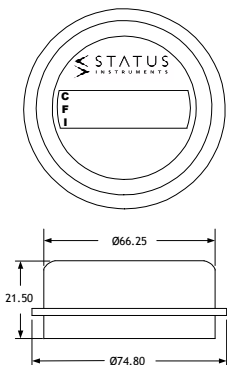
4 Digit seven segment Red LED Height 7.3 mm


Display Resolution

0.1 °C , 0.1 °F, or 0.00 mA

Display Errors

Err (sensor error) ; Flash Over (over range) Flash Under (under range)



 REFER TO
INSTRUCTION MANUAL BEFORE USE

Terminals Screw terminal
Cable 2.5 mm Max
Colour Grey

ORDER CODE : SEM710

ASSOCIATED PRODUCTS

USB CABLE A/M TO MINI B/M
USB Link Software

ORDER CODES

48-200-0001-01
FOC @ www.status.co.uk Downloads

SCH4 ABS Plastic Enclosure
SCH15 Stainless Steel Enclosure

Status Instruments Ltd
Green Lane Business Park
Green Lane, Tewkesbury
Gloucestershire, UK
GL20 8DE

Tel: +44 (0)1684 296818
Fax: +44 (0)1684 293746
Email: sales@status.co.uk
Website: www.status.co.uk
D2466_01_04 CN4808 SEM710 data sheet



OneTemp Pty Ltd
Adelaide | Melbourne | Sydney | Brisbane

www.onetemp.com.au

Ph: 1300 768 887