

# JUMO variTRON 500 – Automation System

## Central Processing Unit 705002

### Brief description


The central processing unit JUMO variTRON 500 along with the proven input and output modules (incl. controller module) form a complete system.

The central processing unit manages all configuration and parameter data of the complete system and provides a PLC acc. to IEC 61131-3 (CODESYS V3.5; as extra code). The PLC can be activated in different versions:

- CODESYS runtime system
- CODESYS runtime system incl. Remote TargetVisu
- CODESYS runtime system incl. WebVisu
- CODESYS runtime system incl. Remote TargetVisu and WebVisu

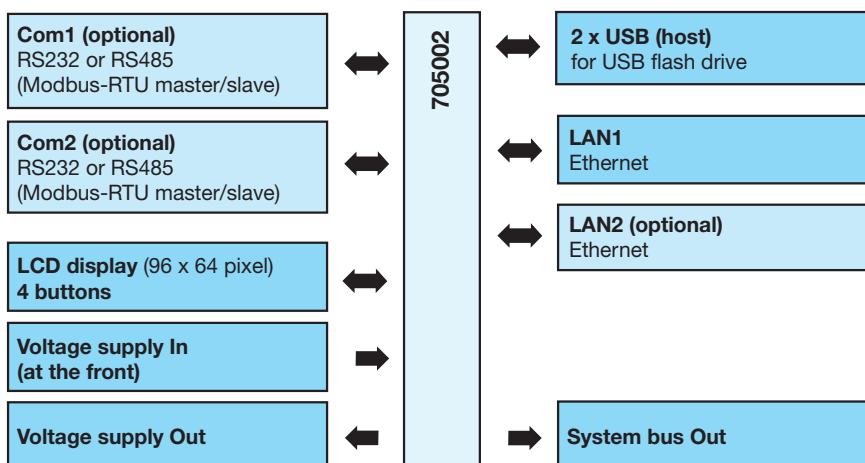
For visualization, commercially available panels are used which support CODESYS Remote TargetVisu or WebVisu functionality. The visualization is also possible via web browser. Visualizations have to be implemented with CODESYS resources.

A convenient setup program is used for configuration. JUMO standard functions for CODESYS are provided in libraries (as of system version x) and can be individually integrated into the customer application.



Type 705002

### Block diagram



### Features

- Process mapping for all connected input/output modules (incl. controller module)
- Display and keys to display the system status
- 2 USB host interfaces
- OPC UA server (in conjunction with PLC)
- 9 program generators (in conjunction with PLC, as of system version x)
- 2 field bus interfaces (as of system version 3)
- PROFINET IO controller (in conjunction with PLC)
- Plug and Play for input/output module replacement
- Battery-buffered RAM
- Real-time clock

### Approvals and approval marks (see "Technical data")



**JUMO GmbH & Co. KG**

Delivery address: Mackenrodtstraße 14  
36039 Fulda, Germany  
Postal address: 36035 Fulda, Germany  
Phone: +49 661 6003-0  
Fax: +49 661 6003-607  
Email: mail@jumo.net  
Internet: www.jumo.net

**JUMO Instrument Co. Ltd.**

JUMO House  
Temple Bank, Riverway  
Harlow, Essex, CM20 2DY, UK  
Phone: +44 1279 63 55 33  
Fax: +44 1279 62 50 29  
Email: sales@jumo.co.uk  
Internet: www.jumo.co.uk

**JUMO Process Control, Inc.**

6733 Myers Road  
East Syracuse, NY 13057, USA  
Phone: +1 315 437 5866  
Fax: +1 315 437 5860  
Email: info.us@jumo.net  
Internet: www.jumousa.com



## Description

### JUMO variTRON 500

The central processing unit JUMO variTRON 500 is based on a new hardware platform with an 800 MHz processor, which is used as a quad-core variant.

Due to the scalability of hardware and software a modular, flexible, and above all sustainable hardware platform is available that is combined with a modern software architecture. Based on this new platform, innovative operating concepts can now be implemented using state-of-the-art display technologies.

The advantages at a glance:

- High speed performance
- Flexible operating philosophy
- Modern communication interfaces (e.g. OPC UA, MQTT)
- Integration of different fieldbus protocols such as PROFINET IO, EtherCAT, and Modbus-TCP/-RTU
- Easy integration of new software functions via PLC (CODESYS V3.5)
- Availability of function and visualization libraries (as of system version x)
- Easy adaptation of hardware inputs and outputs
- Customized operation and visualization with several operator stations via CODESYS remote target visualization or via web visualization (mixed operation is possible)
- Panels in various formats (portrait or landscape, 4:3 or 16:9)
- JUMO Web Services

### Input/output modules

The proven input and output modules (incl. controller module) are available as module variants.

For example: the analog input module with universal inputs for thermocouples, RTD temperature probes, and voltage or current standard signals. As a result the same hardware can be used to precisely record and digitize a highly diverse range of process variables.

JUMO variTRON 500 enables simultaneous operation of more than 120 control loops so that it can also be used for sophisticated processes. Through expansion slots the inputs and outputs of each controller module can be individually expanded and adapted. The control loops here operate fully independently, which means they do not require resources from the central processing unit.

Thyristor power controllers can also be connected via EtherCAT or PROFINET. In addition, JUMO digiLine sensors for liquid analysis can be connected to the central processing unit.

**JUMO GmbH & Co. KG**  
 Delivery address: Mackenrodtstraße 14  
 36039 Fulda, Germany  
 Postal address: 36035 Fulda, Germany  
 Phone: +49 661 6003-0  
 Fax: +49 661 6003-607  
 Email: mail@jumo.net  
 Internet: www.jumo.net

**JUMO Instrument Co. Ltd.**  
 JUMO House  
 Temple Bank, Riverway  
 Harlow, Essex, CM20 2DY, UK  
 Phone: +44 1279 63 55 33  
 Fax: +44 1279 62 50 29  
 Email: sales@jumo.co.uk  
 Internet: www.jumo.co.uk

**JUMO Process Control, Inc.**  
 6733 Myers Road  
 East Syracuse, NY 13057, USA  
 Phone: +1 315 437 5866  
 Fax: +1 315 437 5860  
 Email: info.us@jumo.net  
 Internet: www.jumousa.com



## Technical data

### Interfaces

<b>USB host</b> Description Type Number Device category Application Data rate Max. current	USB A (socket) 2 Mass storage class For connecting a USB flash drive (interfaces cannot be used simultaneously) Low Speed, Full Speed, Hi-Speed 500 mA per interface
<b>Ethernet</b> Description Type Number Application  Protocol  Transfer rate Connection cable Cable length	LAN1, LAN2 (optional) RJ45 1 (optional: 2) Communication with: - PC (setup program, web browser) - Email server - Modbus-TCP master/slave - PROFINET IO device - EtherCAT slave - OPC UA client TCP, IPv4, HTTP(S) Via CODESYS as an option: Modbus-TCP, PROFINET IO controller, EtherCAT master, OPC UA server 10 Mbit/s, 100 Mbit/s Network cable, at least CAT5 (S/FTP) Up to 100 m
<b>RS232 or RS485 (serial interface)</b> Description Type Number Application Protocol Data format Transfer rate	Depending on the device version Com1, Com2 D-Sub 9-pole 2 Fieldbus applications, communication via modem with a PC or with an email server Via CODESYS: Modbus-RTU master/slave 8/1/n, 8/1/e, 8/1/o 9600 Bd, 19200 Bd, 38400 Bd
<b>System bus</b> Description Type Number Application	None (side connector) System specific 1 Connection of a router module 705041 or an input/output module

### Display

Type	LCD, monochrome
Resolution	96 × 64 pixels (8 rows)

**JUMO GmbH & Co. KG**  
 Delivery address: Mackenrodtstraße 14  
 36039 Fulda, Germany  
 Postal address: 36035 Fulda, Germany  
 Phone: +49 661 6003-0  
 Fax: +49 661 6003-607  
 Email: mail@jumo.net  
 Internet: www.jumo.net

**JUMO Instrument Co. Ltd.**  
 JUMO House  
 Temple Bank, Riverway  
 Harlow, Essex, CM20 2DY, UK  
 Phone: +44 1279 63 55 33  
 Fax: +44 1279 62 50 29  
 Email: sales@jumo.co.uk  
 Internet: www.jumo.co.uk

**JUMO Process Control, Inc.**  
 6733 Myers Road  
 East Syracuse, NY 13057, USA  
 Phone: +1 315 437 5866  
 Fax: +1 315 437 5860  
 Email: info.us@jumo.net  
 Internet: www.jumousa.com



## Electrical data

Voltage supply	
Connection	At the front (removable terminal strip, 2-pole with Push-In technology)
Voltage	DC 24 V +25/-20 % SELV
Residual ripple	5 %
Current consumption	Max. 1.16 A (at DC 19.2 V) Current consumption of lined-up modules also has to be considered (see "Hardware configuration" in the setup program)!
Power consumption	Max. 25 W
Conductor cross section (voltage supply)	
Wire or stranded wire without ferrule	Min. 1.5 mm <sup>2</sup> , max. 2.5 mm <sup>2</sup>
Stranded wire with ferrule	Min. 1.5 mm <sup>2</sup> , max. 2.5 mm <sup>2</sup>
2 × stranded wire with twin core-end ferrule with plastic collar	1.5 mm <sup>2</sup>
Stripping length	10 mm
Electrical safety	According to DIN EN 61010-1 Overvoltage category III, pollution degree 2
Protection rating	III
Electromagnetic compatibility	Acc. to DIN EN 61326-1
Interference emission	Class A - only for industrial use -
Interference immunity	Industrial requirement
Data backup	Buffered RAM
Buffer battery service life	Approx. 6 years (lithium battery) Observe fault messages on battery status in the event list (battery almost empty, battery empty)!

## Housing and environmental conditions

Case type	Plastic case for DIN rail mounting in the control cabinet (indoor use); DIN rail acc. to DIN EN 60715, 35 mm x 7.5 mm x 1 mm
Dimensions (W × H × D)	135 mm × 101 mm × 101.5 mm (without connection elements)
Weight (fully fitted)	Approx. 590 g
Protection type	IP 20, according to DIN EN 60529
Ambient temperature range	-20 to +55 °C
Storage temperature range	-40 to +70 °C
Resistance to climatic conditions	Relative humidity ≤ 90 % annual average without condensation (climate class 3K3 acc. to DIN EN 60721-3-3 with extended temperature and humidity range)
Site altitude	Up to 2000 m above sea level
Vibration	Acc. to DIN EN 60068-2-6, table C.2
Amplitude	0.15 mm from 10 to 58.1 Hz
Acceleration	20 m/s <sup>2</sup> from 58.1 to 150 Hz
Shock	Acc. to DIN EN 60068-2-27, table A.1
Peak acceleration	150 m/s <sup>2</sup>
Shock duration	11 ms

## Approvals and approval marks

Approval mark	Test facility	Certificate/certification number	Inspection basis	Valid for
c UL us	Underwriters Laboratories	E201387	UL 61010-1 (3. Ed.), CAN/CSA-22.2 No. 61010-1 (3. Ed.)	All types

**JUMO GmbH & Co. KG**  
 Delivery address: Mackenrodtstraße 14  
 36039 Fulda, Germany  
 Postal address: 36035 Fulda, Germany  
 Phone: +49 661 6003-0  
 Fax: +49 661 6003-607  
 Email: mail@jumo.net  
 Internet: www.jumo.net

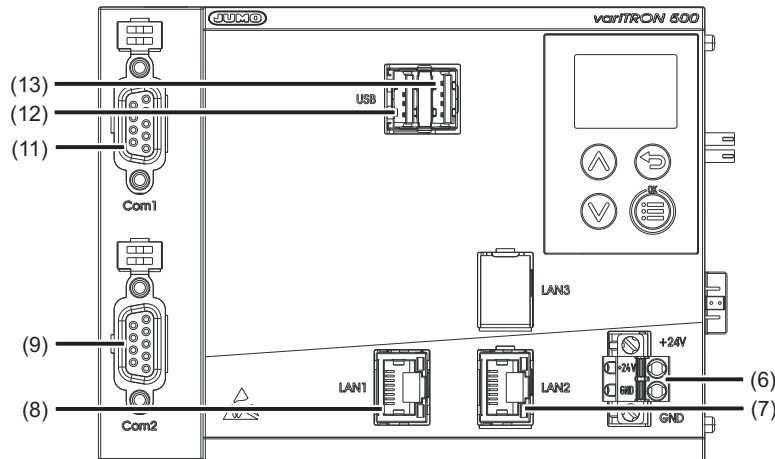
**JUMO Instrument Co. Ltd.**  
 JUMO House  
 Temple Bank, Riverway  
 Harlow, Essex, CM20 2DY, UK  
 Phone: +44 1279 63 55 33  
 Fax: +44 1279 62 50 29  
 Email: sales@jumo.co.uk  
 Internet: www.jumo.co.uk

**JUMO Process Control, Inc.**  
 6733 Myers Road  
 East Syracuse, NY 13057, USA  
 Phone: +1 315 437 5866  
 Fax: +1 315 437 5860  
 Email: info.us@jumo.net  
 Internet: www.jumousa.com

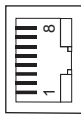
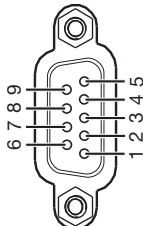


## Connection diagram

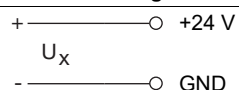
The connection diagram in the data sheet provides preliminary information about the connection options. For the electrical connection, only use the installation instructions or the operating manual. The knowledge and the correct technical compliance with the safety information and warnings contained in these documents are mandatory for mounting, electrical connection, and startup as well as for safety during operation.



## Interfaces

Connection	Designation	Number	Connection element	Assignment
USB host (2 ×)	USB	(12), (13)		
Ethernet (LAN2 optional)	LAN1, LAN2	(8), (7)		1 TX+      Transmission data + 2 TX-      Transmission data - 3 RX+      Received data + 6 RX-      Received data -
Serial interface RS232 (optional)	Com1, Com2	(11), (9)		2 RxD      Received data 3 TxD      Transmission data 5 GND      Ground
Serial interface RS485 (optional)	Com1, Com2	(11), (9)		3 TxD+/RxD+      Transmission/received data + 5 GND      Ground 8 TxD-/RxD-      Transmission/received data -

## Voltage supply

Connection	Designation	Number	Symbol and terminal designation
Voltage supply In	+24 V and GND	(6)	 + ———— ○ +24 V U <sub>x</sub> - ———— ○ GND

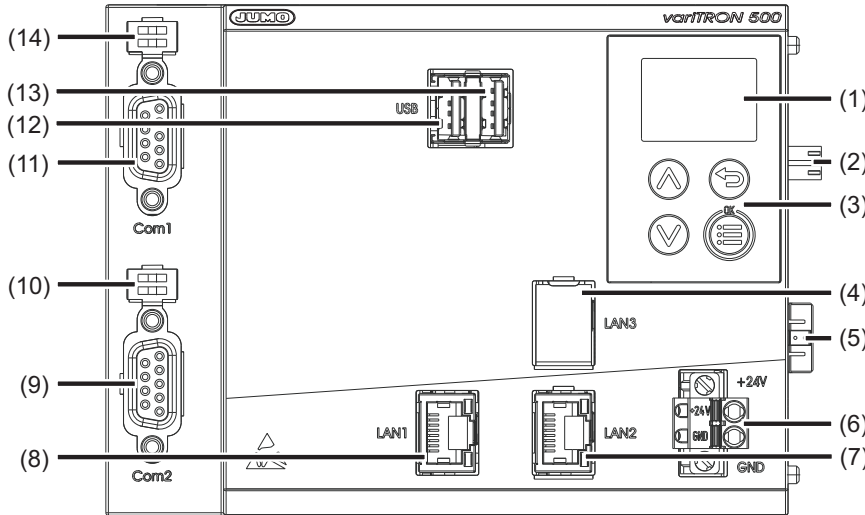
**JUMO GmbH & Co. KG**  
 Delivery address: Mackenrodtstraße 14  
 36039 Fulda, Germany  
 Postal address: 36035 Fulda, Germany  
 Phone: +49 661 6003-0  
 Fax: +49 661 6003-607  
 Email: mail@jumo.net  
 Internet: www.jumo.net

**JUMO Instrument Co. Ltd.**  
 JUMO House  
 Temple Bank, Riverway  
 Harlow, Essex, CM20 2DY, UK  
 Phone: +44 1279 63 55 33  
 Fax: +44 1279 62 50 29  
 Email: sales@jumo.co.uk  
 Internet: www.jumo.co.uk

**JUMO Process Control, Inc.**  
 6733 Myers Road  
 East Syracuse, NY 13057, USA  
 Phone: +1 315 437 5866  
 Fax: +1 315 437 5860  
 Email: info.us@jumo.net  
 Internet: www.jumousa.com

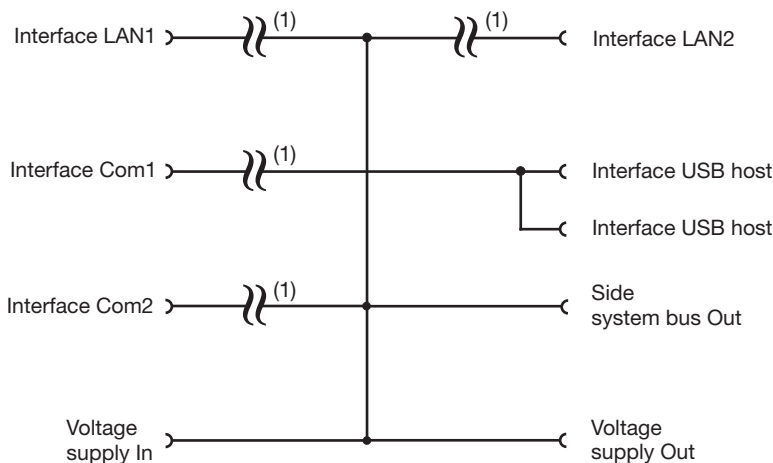


## Display, operating, and connection elements



- (1) Display
- (2) Voltage supply Out, DC 24 V
- (3) Control elements
- (4) Interface LAN3 (for future use)
- (5) Side system bus Out
- (6) External voltage supply DC 24 V
- (7) Interface LAN2
- (8) Interface LAN1
- (9) Interface Com2
- (10) Com2 terminating resistors
- (11) Com1 interface
- (12) USB host interface 1
- (13) USB host interface 2
- (14) Com1 terminating resistors

## Electrical isolation



(1) Functional galvanic isolation for connection of SELV or PELV electrical circuits.

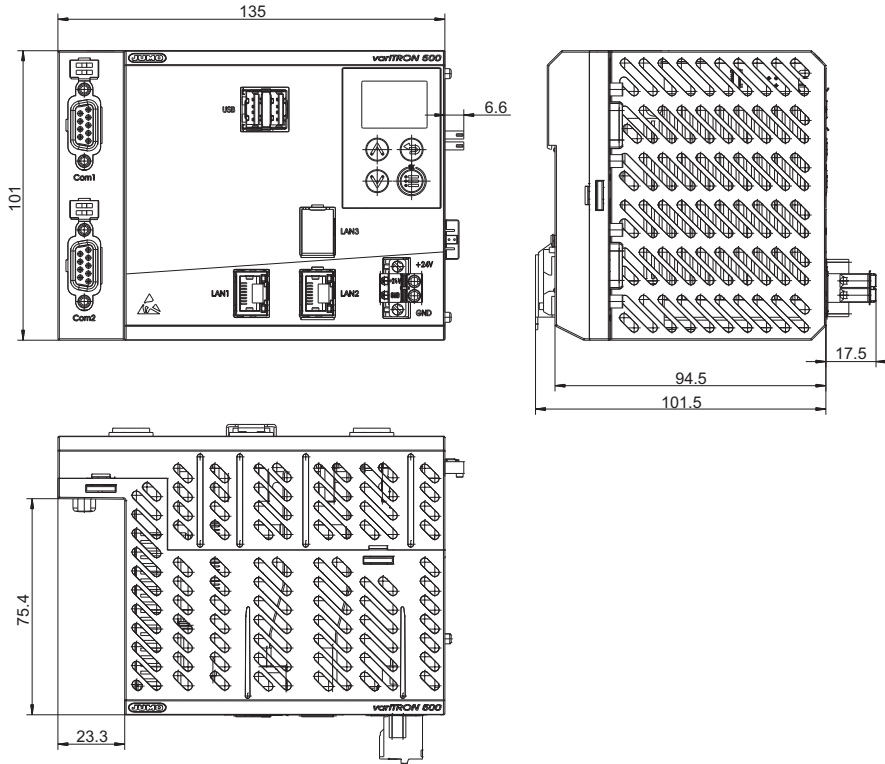
**JUMO GmbH & Co. KG**  
 Delivery address: Mackenrodtstraße 14  
 36039 Fulda, Germany  
 Postal address: 36035 Fulda, Germany  
 Phone: +49 661 6003-0  
 Fax: +49 661 6003-607  
 Email: mail@jumo.net  
 Internet: www.jumo.net

**JUMO Instrument Co. Ltd.**  
 JUMO House  
 Temple Bank, Riverway  
 Harlow, Essex, CM20 2DY, UK  
 Phone: +44 1279 63 55 33  
 Fax: +44 1279 62 50 29  
 Email: sales@jumo.co.uk  
 Internet: www.jumo.co.uk

**JUMO Process Control, Inc.**  
 6733 Myers Road  
 East Syracuse, NY 13057, USA  
 Phone: +1 315 437 5866  
 Fax: +1 315 437 5860  
 Email: info.us@jumo.net  
 Internet: www.jumousa.com



## Dimensions



## Module overview

### Central processing unit

- JUMO variTRON 500  
Data sheet 705002

### Input/output modules

- Multichannel controller module  
Data sheet 705010
- Relay module 4-channel  
Data sheet 705015
- Analog input module 4-channel  
Data sheet 705020
- Analog input module 8-channel  
Data sheet 705021
- Analog output module 4-channel  
Data sheet 705025
- Digital input/output module 12-channel  
Data sheet 705030
- Digital input/output module 32-channel  
Data sheet 705031  
(as of system version 3)
- Thyristor power controller type 70906x  
Data sheet 709061, 709062, 709063  
(as of system version 3)

### Special modules

- Router module 2-port  
Data sheet 705041  
(as of system version 3)
- Router module 3-port  
Data sheet 705042  
(as of system version 3)

### Panels

- JUMO variTRON Web panels  
Data sheet 705070

### Power supply units

- 705090/05-33  
Data sheet 705090
- 705090/10-33  
Data sheet 705090

**JUMO GmbH & Co. KG**  
 Delivery address: Mackenrodtstraße 14  
 36039 Fulda, Germany  
 Postal address: 36035 Fulda, Germany  
 Phone: +49 661 6003-0  
 Fax: +49 661 6003-607  
 Email: mail@jumo.net  
 Internet: www.jumo.net

**JUMO Instrument Co. Ltd.**  
 JUMO House  
 Temple Bank, Riverway  
 Harlow, Essex, CM20 2DY, UK  
 Phone: +44 1279 63 55 33  
 Fax: +44 1279 62 50 29  
 Email: sales@jumo.co.uk  
 Internet: www.jumo.co.uk

**JUMO Process Control, Inc.**  
 6733 Myers Road  
 East Syracuse, NY 13057, USA  
 Phone: +1 315 437 5866  
 Fax: +1 315 437 5860  
 Email: info.us@jumo.net  
 Internet: www.jumousa.com



## Order details

<b>(1)</b>	<b>Basic type</b>
705002	Central processing unit, type 705002 (1 × Ethernet (RJ45), 1 × system bus (side), 2 × USB host interface)
<b>(2)</b>	<b>Basic type extension 1</b>
2	Quad core CPU
<b>(3)</b>	<b>Basic type extension 2</b>
2	RAM 1024 MB
<b>(4)</b>	<b>Basic type extension 3</b>
1	eMMC 8 GB <sup>a</sup>
<b>(5)</b>	<b>Basic type extension 4</b>
0	Without software control loops
<b>(6)</b>	<b>Version</b>
8	Standard with default settings
<b>(7)</b>	<b>Com1 interface</b>
00	Not used
51	RS232 Modbus-RTU <sup>b</sup> (as of system version 3)
55	RS485 Modbus-RTU <sup>b</sup> (as of system version 3)
<b>(8)</b>	<b>Interface Com2</b>
00	Not used
51	RS232 Modbus-RTU <sup>b</sup> (as of system version 3)
55	RS485 Modbus-RTU <sup>b</sup> (as of system version 3)
<b>(9)</b>	<b>Interface LAN2</b>
00	Not used
08	Ethernet (RJ45)
<b>(10)</b>	<b>Voltage supply</b>
36	DC 24 V +25/-20 %, SELV
<b>(11)</b>	<b>DNV GL approval</b>
000	Without approval
<b>(12)</b>	<b>Extra codes</b>
224	PLC according to IEC 61131-3 (CODESYS V3.5; necessary to operate the device as a PLC)
225	Program generator 1 – 9 (as of system version x) <sup>c</sup>
280	Remote TargetVisu <sup>c</sup>
281	WebVisu <sup>c</sup>
282	PROFINET IO controller <sup>c</sup>
283	OPC UA server <sup>c</sup>
284	Modbus-TCP master <sup>c</sup>
285	Modbus-TCP slave <sup>c</sup>
286	EtherCAT master <sup>c</sup>

<sup>a</sup> Flexible allocation between system data and application data.

<sup>b</sup> The PLC (extra code 224) enables additional interface protocols to be implemented (extra cost).

<sup>c</sup> Only in conjunction with extra code 224.

**Order code**    (1)    (2)    (3)    (4)    (5)    (6)    (7)    (8)    (9)    (10)    (11)    (12)  
 705002 / 2 2 1 0 8 - - - - 36 / 000 , 224 , ...<sup>a</sup>

**Order example**    705002 / 2 2 1 0 8 - 00 - 00 - 00 - 36 / 000 , 224

<sup>a</sup> List further extra codes in sequence, separated by commas.



## Scope of delivery

1 central processing unit, type 705002, in the ordered version
1 cover for system bus
2 screw-on end clamps for DIN rail
1 installation instructions

## Accessories

Description	Part no.
Interface modules (expansion boards):	
RS232 Modbus-RTU (as of system version 3)	00679682
RS485 Modbus-RTU (as of system version 3)	00679678
Ethernet (RJ45)	00688709