



## Remote Monitoring for Business

### Wireless Humidity Sensors

#### General Description

The [ALTA Wireless Humidity Sensor](#) measures the relative humidity (RH) of the air within a room or enclosure.

- Measures RH, temperature, and dew point with high accuracy.

#### Principle of Operation

The ALTA Wireless Humidity Sensor measures the RH at the device. The sensor returns RH and temperature values to the iMonnit Online Sensor Monitoring and Notification System. The system calculates dew point from the data and stores all three data points in the online system where the data can be reviewed and exported as a data sheet or graph. Notifications can be set up through iMonnit to alert you when defined thresholds are met or exceeded.

#### Example Applications

- Greenhouse and grow house humidity monitoring
- Agriculture environmental monitoring
- Art gallery and museum environmental monitoring
- Humidor monitoring
- General weather and environmental monitoring
- [Additional applications](#)

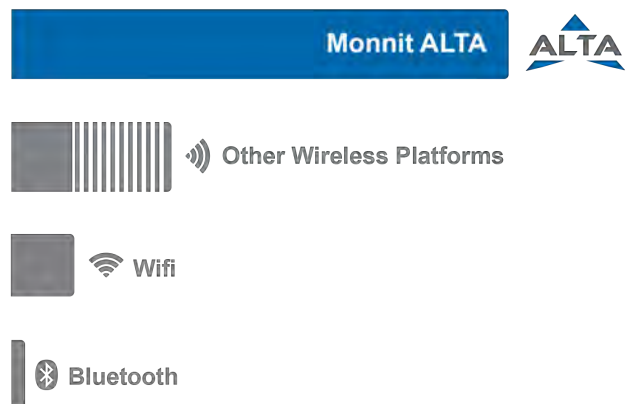
#### Features of Monnit ALTA Sensors

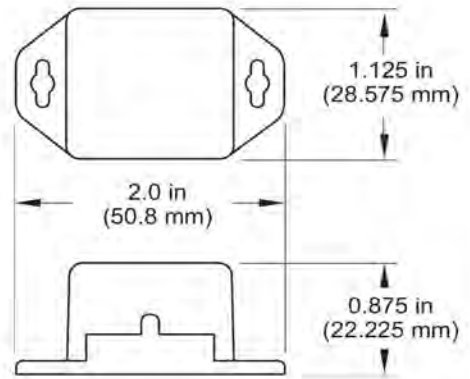
- Wireless range of 1,200+ feet through 12+ walls<sup>1</sup>
- Frequency-Hopping Spread Spectrum (FHSS)
- Best-in-class interference immunity
- Best-in-class power management for longer battery life<sup>2</sup>
- Encrypt-RF<sup>®</sup> Security (Diffie-Hellman Key Exchange + AES-128 CBC for sensor data messages)
- Datalogs 2000 to 4000 readings if the gateway connection is lost (non-volatile flash, persists through the power cycle):
  - 10-minute heartbeats = ~ 22 days
  - 2-hour heartbeats = ~ 266 days
- Over-the-air updates (future-proof)
- Free iMonnit Basic Online Wireless Sensor Monitoring and Notification System to configure sensors, view data, and set alerts to be sent via SMS text and email



<sup>1</sup> Actual range may vary depending on the environment.

<sup>2</sup> Battery life is determined by the sensor reporting frequency and other variables. Other power options are also available.

#### Wireless Range Comparison



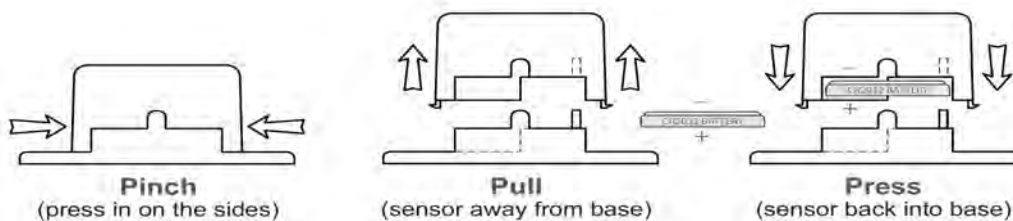


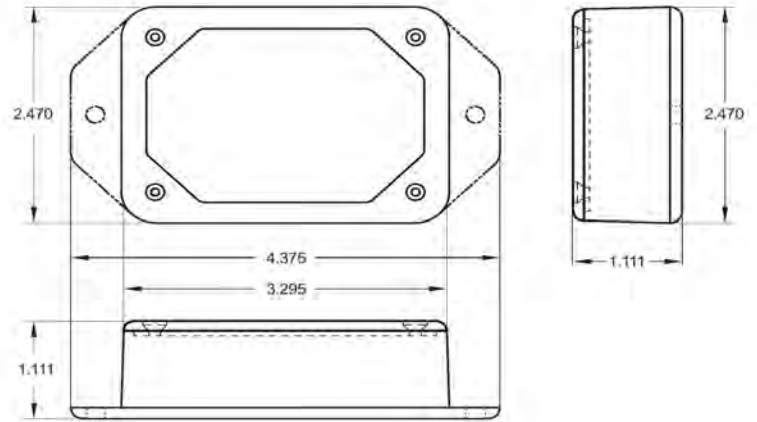
ALTA Commercial Coin Cell Wireless Humidity Sensor   Technical Specifications	
Supply voltage	2.0–3.8 VDC <sup>1</sup>
Current consumption	0.2 $\mu$ A (sleep mode), 0.7 $\mu$ A (RTC sleep), 570 $\mu$ A (MCU idle), 2.5 mA (MCU active), 5.5 mA (radio RX mode), 22.6 mA (radio TX mode)
Operating temperature range (board circuitry and coin cell)	-7°C to +55°C (20°F to +131°F)
Optimal battery temperature range (coin cell)	+10°C to +50°C (+50°F to +122°F)
Accuracy	$\pm$ 2% under normal conditions (0%–80% RH) <sup>2</sup>
RH operating range	0–100% RH <sup>2</sup>
RH response time	8 sec (tau 63%) <sup>2</sup>
Data logging	Data logs 2000 to 4000 readings if the gateway connection is lost (non-volatile flash, persists through the power cycle): <ul style="list-style-type: none"> <li>- 10-minute heartbeats = ~ 22 days</li> <li>- 2-hour heartbeats = ~ 266 days</li> </ul>
Wireless range	1,200+ ft non-line-of-sight
Security	Encrypt-RF <sup>®</sup> (256-bit key exchange and AES-128 CTR)
Weight	0.7 ounces
Certifications	  900 MHz product; FCC ID: ZTL-G2SC1 and IC: 9794A-G2SC1. 868 and 433 MHz product tested and found to comply with: EN 300 220-2 V3.1.1 (2017-02), EN 300 220-2 V3.1.1 (2017-02), and EN 60950

<sup>1</sup> Hardware cannot withstand negative voltage. Please take care when connecting a power device.



<sup>2</sup> View charts on the last page for more information.

## PinchPower™ Enclosures





## ALTA Commercial AA Wireless Humidity Sensor | Technical Specifications

Supply voltage	2.0–3.8 VDC (5.0–12 VDC using power supply) <sup>1</sup>
Current consumption	0.2 $\mu$ A (sleep mode), 0.7 $\mu$ A (RTC sleep), 570 $\mu$ A (MCU idle), 2.5 mA (MCU active), 5.5 mA (radio RX mode), 22.6 mA (radio TX mode)
Operating temperature range (board circuitry and batteries)	-18°C to 50°C (0°F to 122°F) using alkaline -40°C to 80°C (-40°F to 176°F) using lithium
Optimal battery temperature range (AA)	+10°C to +45°C (+50°F to +113°F)
Accuracy	$\pm$ 2% under normal conditions (0%–80% RH) <sup>2</sup>
RH operating range	0–100% RH <sup>2</sup>
RH response time	8 sec ( $\tau$ 63%) <sup>2</sup>
Data logging	Data logs 2000 to 4000 readings if the gateway connection is lost (non-volatile flash, persists through the power cycle): - 10-minute heartbeats = ~ 22 days - 2-hour heartbeats = ~ 266 days
Wireless range	1,200+ ft non-line-of-sight
Security	Encrypt-RF <sup>®</sup> (256-bit key exchange and AES-128 CTR)
Weight	3.7 ounces
Certifications	  900 MHz product; FCC ID: ZTL-G2SC1 and IC: 9794A-G2SC1. 868 and 433 MHz product tested and found to comply with: EN 300 220-2 V3.1.1 (2017-02), EN 300 220-2 V3.1.1 (2017-02), and EN 60950

<sup>1</sup> Hardware cannot withstand negative voltage. Please take care when connecting a power device.

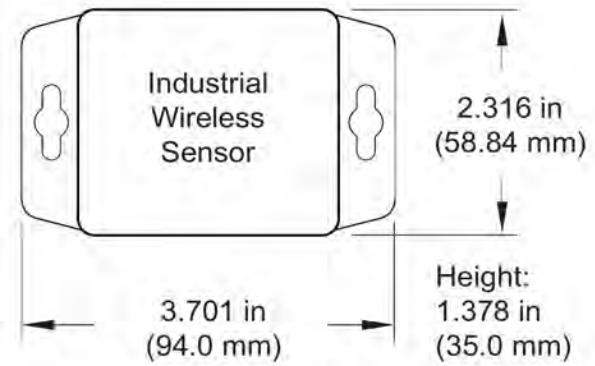
<sup>2</sup> View charts on the last page for more information.


## Power Options

Two replaceable 1.5 V AA-sized batteries (included with purchase) power the standard version of this sensor.

This sensor is also available with a line-power option. The line-powered version of this sensor has a barrel power connector allowing it to be powered by a standard 5–12V power supply. The line-powered version also uses two standard 1.5V AA batteries as backup for uninterrupted operation in the event of a line-power outage.

Power options must be selected at time of purchase, as the internal hardware of the sensor must be changed to support the selected power requirements.



ALTA Industrial Wireless Humidity Sensor   Technical Specifications		
Supply voltage	2.0–3.8 VDC	
Current consumption	0.2 $\mu$ A (sleep mode), 0.7 $\mu$ A (RTC sleep), 570 $\mu$ A (MCU idle), 2.5 mA (MCU active), 5.5 mA (radio RX mode), 22.6 mA (radio TX mode)	
Operating temperature range (board circuitry and battery)	-40°C to +80°C (-40°F to +176°F)	
Included battery	Max temperature range	-40° to +80°C (-40° to +176°F)
	Capacity	1500 mAh
Optional solar feature	Solar panel	5VDC/30mA (53mm x 30mm)
	Charging temperature range	0° to 45°C (32° to 113°F)
	Max temperature range	-20° to 60°C (-4° to 140°F)
	Included rechargeable battery	600 mAh/>2000 charge cycles (80% of initial capacity)
	Solar efficiency	Optimized for high and low-light operation <sup>1</sup>
	Charging efficiency	40% <sup>3</sup>
	Luminous sustainability	Minimum of 250 LUX <sup>3</sup>
Accuracy	$\pm$ 2% under normal conditions (0%–80% RH) <sup>3</sup>	
RH operating range	0–100% RH <sup>2</sup>	
RH response time	8 sec (tau 63%) <sup>2</sup>	
Data logging	Data logs 2000 to 4000 readings if the gateway connection is lost (non-volatile flash, persists through the power cycle): <ul style="list-style-type: none"> <li>- 10-minute heartbeats = ~ 22 days</li> <li>- 2-hour heartbeats = ~ 266 days</li> </ul>	
Wireless range	1,200+ ft non-line-of-sight	
Security	Encrypt-RF® (256-bit key exchange and AES-128 CTR)	
Weight	4.7 ounces	
Enclosure rating	NEMA 1, 2, 4, 4x, 12, and 13 rated, sealed, and weatherproof	
UL rating	UL Listed to UL508-4x specifications (File E194432)	
Certifications	 900 MHz product; FCC ID: ZTL-G2SC1 and IC: 9794A-G2SC1. 868 and 433 MHz product tested and found to comply with: EN 300 220-2 V3.1.1 (2017-02), EN 300 220-2 V3.1.1 (2017-02), and EN 60950	

1 Light present 25% of day yields 125% of operating power to support 10-minute heartbeats.

2 View charts on the last page for more information.

3 Solar feature's energy harvesting circuitry works indoors with low light.

## Sensor Accuracy

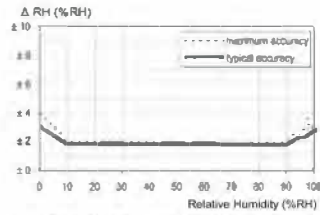


Figure 1. Typical and maximal tolerance at 25°C.

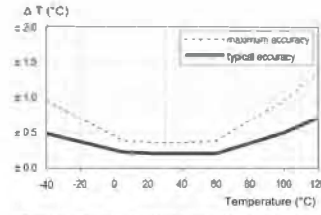


Figure 2. Maximal tolerance for temperature sensor in °C.

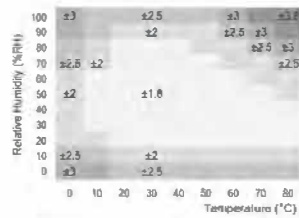


Figure 3. Typical accuracy of relative humidity measurements given in %RH for temperatures between 0 – 80°C.

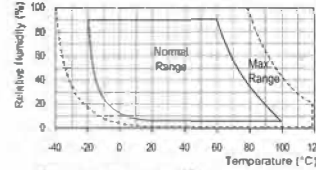


Figure 4. Operating Conditions.

### Operating Range

The sensor works stable within recommended Normal Range—see Figure 4. Long-term exposure to conditions outside of the Normal Range, especially at humidity >80%RH, may temporarily offset the RH signal (+3%RH after 60 hours). After returning into the Normal Range, the sensor will slowly return towards the calibration state. Prolonged exposure to extreme conditions may accelerate aging.

## Commercial-Grade Sensors

Monnit commercial-grade sensors are designed for applications in ordinary environments (normal room temperature, humidity, and atmospheric pressure). Do not use these sensors under the following conditions as these factors can deteriorate the product characteristics and cause failures and burnout.

- Corrosive gas or deoxidizing gas: chlorine gas, hydrogen sulfide gas, ammonia gas, sulfuric acid gas, nitric oxide gas, etc.
- Volatile or flammable gas
- Dusty conditions
- Low-pressure or high-pressure environments
- Wet or excessively humid locations
- Places with salt water, oils, chemical liquids, or organic solvents
- Where there are excessively strong vibrations
- Other places where similar hazardous conditions exist

Use these products within the specified temperature range. Higher temperature may cause deterioration of the characteristics or the material quality.

## Industrial-Grade Sensors | Type 1, 2, 4, 4X, 12, and 13 NEMA-Rated Enclosure

Monnit's Industrial sensors are enclosed in reliable, weatherproof NEMA-rated enclosures. Our NEMA-rated enclosures are constructed for both indoor or outdoor use and protect the sensor circuitry against the ingress of solid foreign objects like dust and the damaging effects of water.

- Safe from falling dirt
- Protects against wind-blown dust
- Protects against rain, sleet, snow, splashing water, and hose-directed water
- Increased level of corrosion resistance
- Will remain undamaged by ice formation on the enclosure