

**Contact details:**

Company:

CS INSTRUMENTS

Address:

Zindelsteiner Str. 15 78052 VS Tannheim Wolterdinger Str. 13 78052 Villingen

Contact person:

Martin Huber

Email:

[info@cs-instruments.com](mailto:info@cs-instruments.com)**Auditor:**

CS Instruments Audit

Wolterdinger Str. 13 78052 Villingen

Blessing Thomas

[t.blessing@cs-instruments.com](mailto:t.blessing@cs-instruments.com)

Phone:

07705 978990

logo:

**Project master data**

Import date

CO2 emissions:

1.16 lbs/kWh

Cost calculation basis:

Energy costs [70%]

Specific power:

0.0034 kWh / CF

Compressed air costs

0.34 \$ / 1000 CF

Electricity price:

0.1 \$ / kWh

Annual working hours:

8760 h

**Result:**

No. of leakages:

6

**Improvements:**

No. of leakages fixed:

2

**Percentage:**

33.33 %

Total leakage rate:

4,14 cfm

Reduced leakage rate:

3,495 cfm

84.42 %

Total costs per Year:

739,83 \$

Reduced costs per Year:


624,57 \$

Total CO2 emissions per Year:

3,92 tons


Reduced CO2 emissions per Year:

3,31 tons




**LeakTag:** 1  
**Building - Place:** Building 2 - Show room  
**Date Time:** 16.04.2021 13:22:24  
**Leakage rate:** 0,1 cfm  
**Costs per Year:** 17,87 \$  
**Total CO2 emissions per Year:** 0,09 tons  
**Priority:** low  
**Comment:** quick coupler

**Leak repair under pressure?** Yes  
**Failure:** Pressure regulator  
**Spare part:**  
**Measure:** No action  
**Note:**  
**Status:**  
**solved at:**  
**solved by:**



**LeakTag:** 2  
**Building - Place:** Building 2 - Show room  
**Date Time:** 16.04.2021 13:23:54  
**Leakage rate:** 0,382 cfm  
**Costs per Year:** 68,26 \$  
**Total CO2 emissions per Year:** 0,36 tons  
**Priority:** high  
**Comment:**


**Leak repair under pressure?** Yes  
**Failure:** Demo leak  
**Spare part:**  
**Measure:** close valve  
**Note:**  
**Status:**  
**solved at:** 16.04.2021  
**solved by:** TB



**LeakTag:** 3  
**Building - Place:** Building 2 - Show room  
**Date Time:** 16.04.2021 17:01:10  
**Leakage rate:** 3,113 cfm  
**Costs per Year:** 556,31 \$  
**Total CO2 emissions per Year:** 2,95 tons  
**Priority:** high  
**Comment:**


**Leak repair under pressure?** Yes  
**Failure:** Demo leak  
**Spare part:** none  
**Measure:** close valve  
**Note:** closed after demonstration  
**Status:**  
**solved at:** 16.04.2021  
**solved by:** TB






**LeakTag:** 4  
**Building - Place:** Building 2 - Show room  
**Date Time:** 16.04.2021 13:28:53  
**Leakage rate:** 0,291 cfm  
**Costs per Year:** 52 \$  
**Total CO2 emissions per Year:** 0,28 tons  
**Priority:** mid  
**Comment:**

**Leak repair under pressure?** No  
**Failure:** push in fitting  
**Spare part:**  
**Measure:** reseal  
**Note:**  
**Status:**  
**solved at:** 16.04.2021  
**solved by:** TB



**LeakTag:** 5  
**Building - Place:** Building 2 - Show room  
**Date Time:** 16.04.2021 13:29:59  
**Leakage rate:** 0,089 cfm  
**Costs per Year:** 15,9 \$  
**Total CO2 emissions per Year:** 0,08 tons  
**Priority:** low  
**Comment:**

**Leak repair under pressure?** No  
**Failure:** Quick coupling  
**Spare part:**  
**Measure:** Seal the thread  
**Note:**  
**Status:**  
**solved at:**  
**solved by:**



**LeakTag:** 6  
**Building - Place:** Building 2 - Show room  
**Date Time:** 16.04.2021 13:32:36  
**Leakage rate:** 0,165 cfm  
**Costs per Year:** 29,49 \$  
**Total CO2 emissions per Year:** 0,16 tons  
**Priority:** mid  
**Comment:**

**Leak repair under pressure?** No  
**Failure:** Flange connection  
**Spare part:** DN 20  
**Measure:** Change seal  
**Note:**  
**Status:**  
**solved at:**  
**solved by:**



---

**Result:**

No. of leakages: 6  
Total leakage rate: 4,14 cfm  
Total costs per Year: 739,83 \$  
Total CO2 emissions per Year: 3,92 tons

**Improvements:**

No. of leakages fixed: 2  
Reduced leakage rate: 3,495 cfm  
Reduced costs per Year: 624,57 \$  
Reduced CO2 emissions per Year: 3,31 tons

**Percentage:**

33.33 %  
84.42 %