

# Milesight

## Milesight 4-Port PoE Switch



65W

MS-S0204-EL

DATASHEET

### KEY FEATURES

- ▶ Ports (Provide 4\*10/100Mbps PoE ports and 2\*100Mbps uplink ports.)
- ▶ PoE Protocol (IEEE 802.3af and IEEE 802.3at Power over Ethernet (PoE) compliant.)
- ▶ Total PoE Power (Power budget of 65W and 30W for all PoE ports and single port respectively.)
- ▶ Self-adaption Port (RJ45 port supports 10/100Mbps Auto MDI/MDIX.)
- ▶ Extend Mode (Extend PoE up to 250m on one single cable.)
- ▶ Wide Application (Available for wireless AP and network cameras through CAT 5 cable.)
- ▶ Surge Protection (Protect the device from lightning surges and other electrical hazards.)
- ▶ Considerate Design (Exquisite mini size with fanless design.)
- ▶ Easy to Use (Easily understandable working status, simple and convenient functions with no configuration.)

### Versatile Ports

Featuring 4\*10/100Mbps PoE ports which support IEEE 802.3af/at protocol and 2\*100Mbps uplink ports, the Milesight PoE Switch provides maximum power budget of 65W and 30W for all PoE ports and every single PoE port respectively, allowing users to have several different camera variations configured.



### Flexible Extend Mode

With the mode, the PoE Switch is able to offer more flexible choices for long range transmission, extending the distance up to 250m. The cost-saved functions is greatly helpful to bring better user experience.

### Surge Protection

4KV surge protection keeps PoE Switches from lightning strikes and other electrical surges, offering reliable performance even in some harsh environments.



### Easy to Use

With exquisite mini body, the PoE Switch owns strong functionality and is a truly user-friendly device with great ease of use. No extra configurations needed, it can function easily beyond your imagination.

Milesight

# Milesight 4-Port PoE Switch

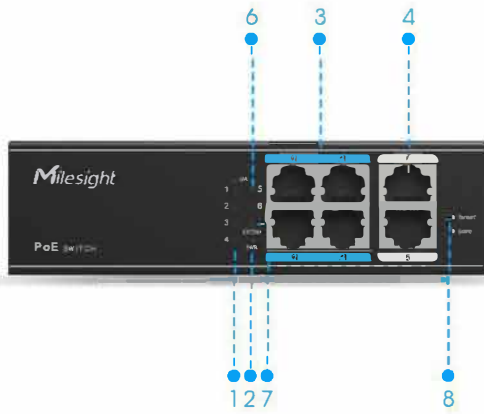


Model	MS-S0204-EL
Ports	4X10/100Mbps PoE ports (RJ45) + 2X100Mbps uplink ports
Standard	IEEE802.3 10Base-T IEEE802.3i 10Base-T IEEE802.3u 100Base-TX IEEE802.3x
Switching Capacity	1.6Gbps (non-blocking)
Packet Forwarding Rate @64byte	0.89Mpps
Packet Forwarding Cache	768K
MAC	1K
Power Supply	Built-in switching power supply AC 100~240V, 50-60Hz, 1A
PoE Standard	IEEE802.3af/at
Max. PoE Power	Max. capacity: 65W Max. capacity for single port: 30W
Functional Switch	<b>Standard Mode:</b> Port 1~6: 10/100Mbps auto-sensing @100 meters <b>Extend Mode:</b> Port 1~4: 10Mbps @250 meters & Port 5~6: 100Mbps @ 100 meters <b>Note:</b> When the switch status changes, PoE switch must be restarted for the switch function to take effect.
Indicator	Power Indicator: PWR (green) Network Indicator: Link (yellow) PoE Working Indicator: PoE (green) Functional Switch Indicator: EXTEND (green)
Operating Temperature	-20°C~55°C
Storage Temperature	-40°C~75°C
Operating/Storage Humidity	10%~ 90%RH (non-condensing)
Lightning Protection/Protection Level	Port lightning protection: 4KV 8/20us Protection level: IP30
Dimensions	142.5mm(W)X115mm(D)X40mm(H)
Weight	0.5kg
Installation Method	Desktop Mounted Type/Wall Mounted Type
Warranty	2 Years

# Milesight 4-Port PoE Switch


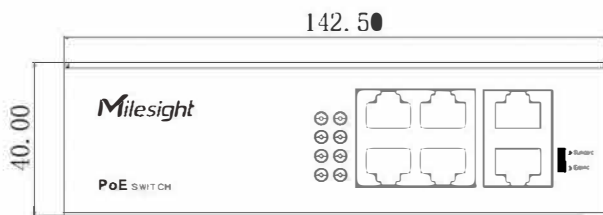


## Interfaces



- 1. PoE Working Indicator
- 2. Power Indicator
- 3. PoE Ports
- 4. Uplink Ports
- 5. Network Indicator
- 6. Extend Mode Indicator
- 7. Power Port
- 8. Standard Mode/Extend Mode
- 9. AC Power Input

## Structure Diagrams



Units: mm

## Naming Convention

