


Thermocouples

T-LT




T-LT's have 6.35mm x 50mm stainless steel sheaths, Bonded junction and ANSI code fibreglass stainless steel over braid. 75mm flexible tails are standard, plugs and sockets are available.

Order Code	Length L1	Calibration
T-LT6.4K50F1000T	1000	K
T-LT6.4K50F1500T	1500	K
T-LT6.4K50F2000T	2000	K
T-LT6.4K50F3000T	3000	K

Order Code	Length L1	Calibration
T-LT6.4J50F1000T	1000	J
T-LT6.4J50F1500T	1500	J
T-LT6.4J50F2000T	2000	J
T-LT6.4J50F3000T	3000	J

TM-ET

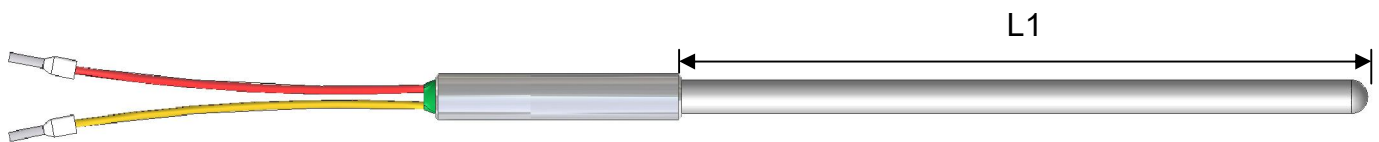


TM-ETs have a mineral insulated sheath with a pot seal and flexible lead. 75mm tails are standard, plugs and sockets are available. Strain relief spring is optional.

Order Code	Length L1	Calibration	Lead Type	Sheath OD (mm)
TM-ET30K310-150F1000T	1000	K	Fibreglass SSOB	3 x 150
TM-ET30K310-150F2000T	2000	K	Fibreglass SSOB	3 x 150
TM-ET30K310-150D1000T	1000	K	PVC	3 x 150
TM-ET30K310-150D2000T	2000	K	PVC	3 x 150
TM-ET60K310-150F1000T	1000	K	Fibreglass SSOB	6 x 150
TM-ET60K310-150F2000T	2000	K	Fibreglass SSOB	6 x 150
TM-ET60K310-150D1000T	1000	K	PVC	6 x 150
TM-ET60K310-150D2000T	2000	K	PVC	6 x 150

*Optional Strain relief spring add "S"

TM-A



TM-As are a mineral insulated thermocouple with a pot seal and 100mm PVC flying leads.

Order Code	Length L1	Calibration	Sheath OD (mm)
TM-A30K310-250B100T	250	K	3
TM-A30K310-500B100T	500	K	3
TM-A30K310-750B100T	750	K	3
TM-A30K310-1000B100T	1000	K	3
TM-A60K310-250B100T	250	K	6
TM-A60K310-500B100T	500	K	6
TM-A60K310-750B100T	750	K	6
TM-A60K310-1000B100T	1000	K	6