

Excellog 6

6-channel temperature data logger
with touch screen



Inputs

4 x thermocouple inputs (any of the following types), for use with miniature thermocouple connectors, plus 2 x RTD inputs, spring clamp, for 2-wire or 3-wire RTDs, 28 to 16 AWG

Input Type	Temperature Range	Accuracy of Excelog only (whichever is greater)
Type J	-200°C to 1200°C	± 0.1% or 0.8°C
Type K	-200°C to 1372°C	± 0.1% or 0.8°C
Type T	-200°C to 400°C	± 0.1% or 0.8°C
Type R	0°C to 1768°C	± 0.1% or 0.8°C
Type S	0°C to 1768°C	± 0.1% or 0.8°C
Type N	0°C to 1300°C	± 0.1% or 0.8°C
Type E	-200°C to 1000°C	± 0.1% or 0.8°C
Pt100, Pt200, Pt500, Pt1000	-200°C to 850°C	± 1.0% or 1.0°C

General Specifications

Temperature Resolution	0.1° for temperatures below 1000° (C or F) 1° for temperatures above 1000° (C or F)
Display	2.83" (72 mm) resistive touch TFT, 320 x 240 pixels, backlit
Configurable Parameters	Temperature units, alarms, signal processing, date and time, data logging, power options, graph channels
Temperature Units	°F or °C
Alarm Configuration	12 x visual alarms (2 per channel) with adjustable level, individually configurable HI or LO.
Signal Processing	Average, minimum, maximum, standard deviation, 2-channel difference
Display Response Time	1 s
Operating Temperature	0 to 50°C (0 to 40°C for battery charging)
Power Supply	Built-in rechargeable Li-ion battery, or USB, or 5 V DC mains adapter (included)
Battery Life (Typical)	32 hours while logging with full display brightness Up to 96 hours while logging in power saving mode
Charge Time	6 hours (using mains adapter)
Weight	200 g without thermocouples
Dimensions	136(w) x 71(h) x 32(d) mm, without thermocouples

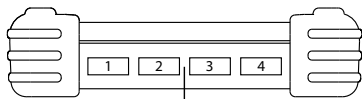
Data Logging Specifications

Data Logging Interval	1 to 86,400 seconds (1 day)
Max. SD Card Capacity	32 GB SD or SDHC (4 GB SD Card included - approx 2 years of data)
Variables Logged	Measured temperature, cold junction temperature, alarm events
File Format	.csv (can be imported to Excel)
Configurable Parameters	Sample rate, number of samples, scheduled start date/time, (or manual start/stop)

PC interface

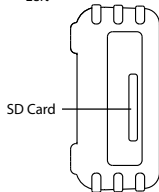
Windows Software	Free download from www.calex.co.uk/software
Communication protocol	Modbus (address table available separately)

Top



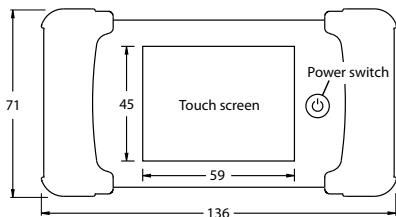
4 x thermocouple inputs, channels 1 to 4

Left

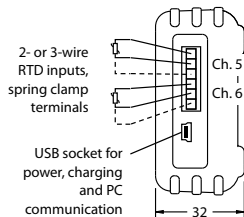


SD Card

Front



Right

2- or 3-wire
RTD inputs,
spring clamp
terminals


Ch. 5

Ch. 6

USB socket for
power, charging
and PC
communication

Warning

This device has an internal, non-removable, rechargeable Lithium-Ion Polymer battery. Do not attempt to remove or replace the battery as this could cause damage and will invalidate the warranty. Do not attempt to charge the battery in ambient temperatures outside of the range 0°C to 40°C (32°F to 104°F). Do not dispose of batteries in a fire as they may explode. Dispose of batteries according to local regulations. Do not dispose as household waste. Improper use or use of unapproved chargers may present a risk of fire, explosion, or other hazard, and will invalidate the warranty. Never use a damaged charger. Only use the charger indoors.

Refer to this instruction sheet when the warning symbol () is encountered.

To avoid the possibility of electric shock or personal injury:

- Before using the thermometer, inspect the case. Do not use the thermometer if it appears damaged. Look for cracks or missing plastic;
- Do not apply a voltage between any terminal and earth ground while the USB is connected;
- To prevent damage, do not apply more than 1V between any two input terminals;
- Do not use the instrument around explosive gas, vapour or dust.

EXCELOG-6 6-channel handheld temperature data logger with 4 GB SD Card, 5 V DC mains adapter, and USB cable

Accessories

ELMAU Spare USB mains adapter

ELSD Spare 4 GB SD Card

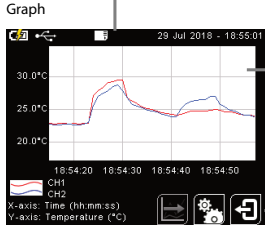
Guarantee

Calex guarantees each instrument to be free from defect in material and workmanship under normal use and service for the period of one year from the date of purchase. This guarantee extends only to the original buyer.

Excelog 6 Touch Screen Interface

- 1 SD Card inserted
- 1 Scheduled logging enabled
- 1 Alarm logging enabled
- 1 USB/power connected
- 1 Battery status:

- Charging
- Discharging
- Battery fault
- Battery temperature out of range



Save changes / Exit without saving / Drag left and right to scroll graph / Return to present time / Select °C or °F / Reset Channel Alarms / Reset All Alarms / Reset Values / Exit