
























































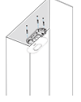

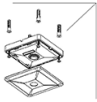


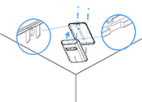



Product	 VS133 AI ToF People Counting Sensor	 VS135 Ultra ToF People Counter	 VS121 AI Workplace Occupancy Sensor	 VS351 Mini AI Thermopile People Counter	 VS350 Passage People Counter
Basic Functionality	 Bi-Directional People Counting  Regional People Counting  Dwell Time Detection	 Bi-Directional People Counting  Regional People Counting  Dwell Time Detection	 Bi-Directional People Counting  Regional People Counting  Multi-Zone Occupancy Detection  Dwell Time Detection	 Bi-Directional People Counting	 Bi-Directional People Counting
Accuracy	 Up to 99.8%	 Up to 99.8%	 Regional People Counting: Up to 95% Line-Crossing: Up to 98%	 Type-C Version: Up to 95%	 Multiple People: ~80% <small>*The accuracy is influenced by environmental temperature</small> <small>*Can't identify targets side by side</small>
Typical Applications	IP40 Appropriate for Indoor Environments   Retail Stores  Airports  Buildings  Supermarkets	IP65 Appropriate for indoor and semi-outdoor Environments   Retail Stores  Airports  Buildings  Supermarkets	IP30 Appropriate for Indoor Environments   Workplaces  Retail Stores  Airports	IP30 Appropriate for Indoor Environments   Meeting Room	IP30 Appropriate for Indoor Environments   Retail Stores  Offices  Restrooms
Advanced Features	 Multi-Device Stitching (4 Devices)  Heat Map  Adults/Children Differentiation  Staff Detection  Group Counting  U-Turn Filtering  Shopping Cart Detection  Tailgating Detection	 Multi-Device Stitching (8 Devices)  Heat Map  Adults/Children Differentiation  Staff Detection  Group Counting  U-Turn Filtering  Shopping Cart Detection  Tailgating Detection	 Dwell Time Detection  U-Turn Filtering  Privacy Mask  People Flow Analysis  DO for Overcrowding Alarm  DI for Unnecessary Filtering	 U-Turn Filtering  Side By Side Differentiation	 Temperature Threshold Alarm
Technology	 AI  2 nd Gen ToF	 AI  2 nd Gen ToF	 AI  RGB	Battery Version:  Radar +  Thermopile Type-C Version:  Thermopile	 Dual PIR
Installation	 Ceiling Screw Mounting  Lintel Mounting  Extended Ceiling Mounting	 Ceiling Screw Mounting  Lintel Mounting  Extended Ceiling Mounting	 Ceiling Screw Mounting	<ul style="list-style-type: none"> Type-C Version  Ceiling Mount Battery Version  Ceiling Mount 	 Ceiling Screw Mounting  Wall Screw Mounting